

Procedure for creating a toolbar link to Amazon.com to benefit Schofield

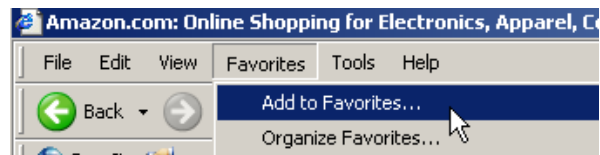
When you go to Amazon.com, do you type in Amazon.com every time, or do you have a saved bookmark or link? In Internet Explorer, you can create a "button" on your menu bar that goes to your most used web sites and Amazon can be one of them.

If you want to create this, use the URL below to put code behind the button that will take you to the regular Amazon home page but will give Schofield credit behind-the-scenes for anything you purchase.

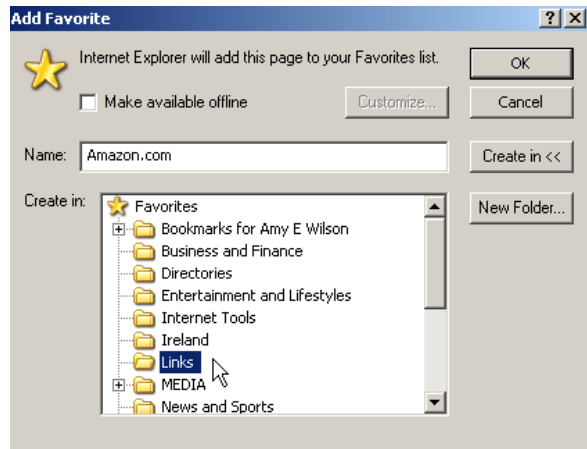
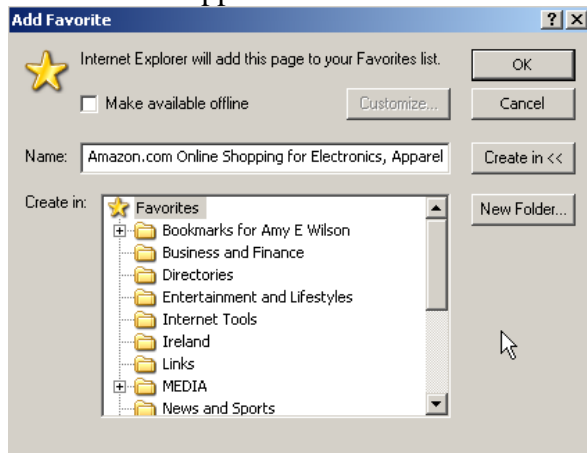
First, copy and paste the link below into the browser: <http://www.amazon.com/?&tag=scpt-20&camp=211041&creative=374001&linkCode=qs1&adid=0BTFDF7J7SN0G8XRVXY6&>

You should end up at the Amazon home page.

Then from the menu, go to *Favorites* and then *Add to Favorites*.



This box will appear:



When the dialog box pops up, change the Name to be something simple like "Amazon" instead of the lengthy text that shows up and then select the folder labeled "Links" and click OK.

You may need to go to View and then Toolbars to make sure the "Links" toolbar is selected. It should then show up and you can click on it anytime to go right to Amazon.



Thank you for supporting Schofield!